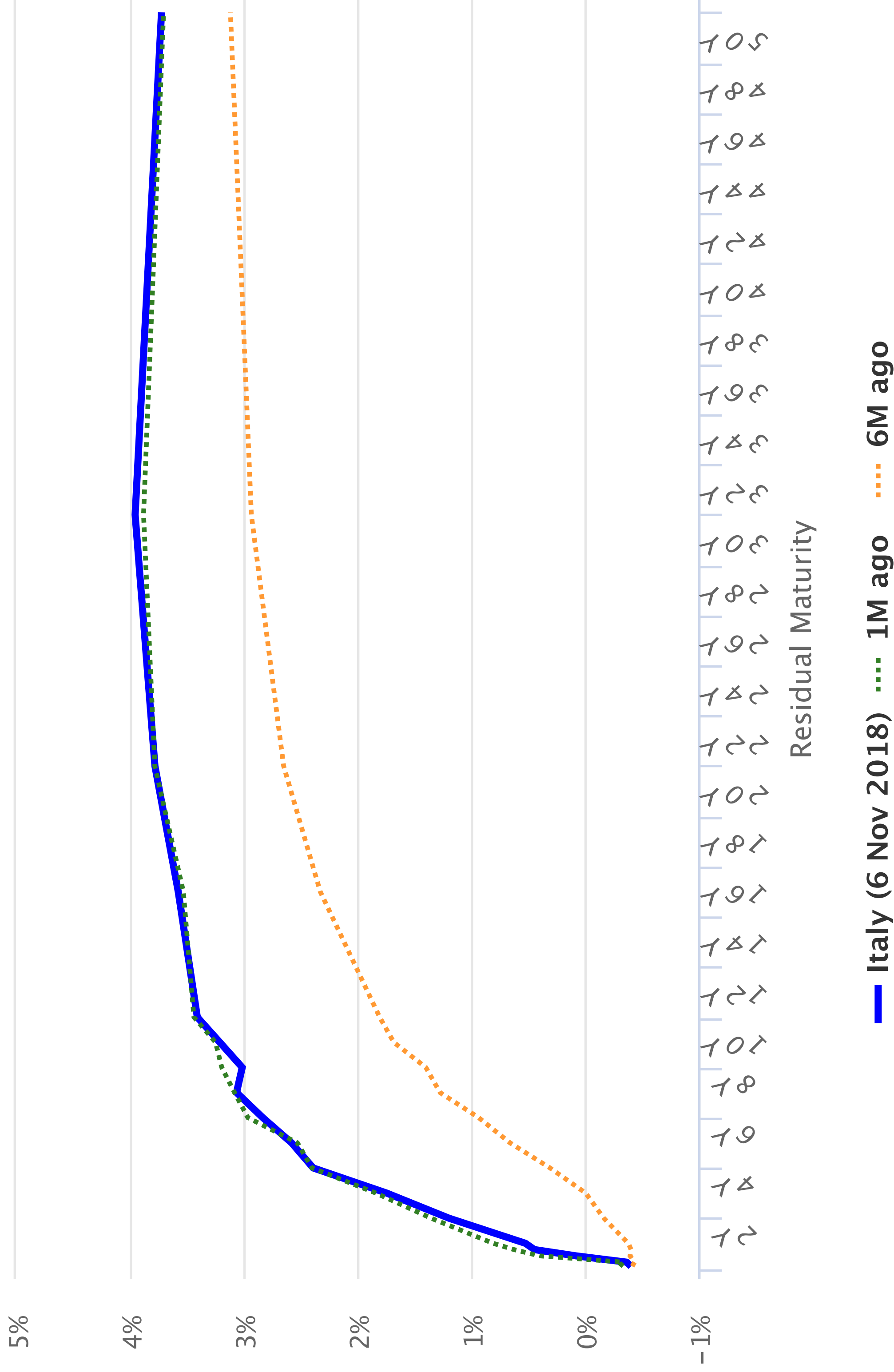
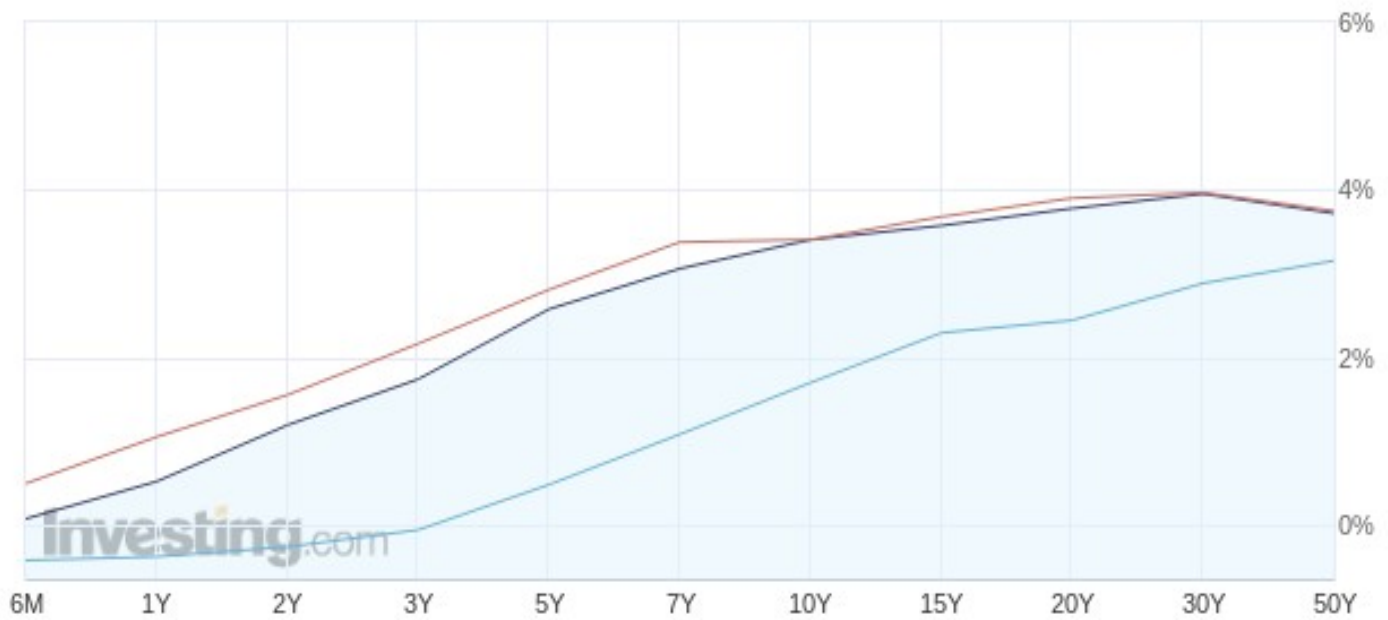


Italy Yield Curve - 6 Nov 2018

Italy Government Bonds



■ Current ■ 1 Month Ago ■ 1 Year Ago

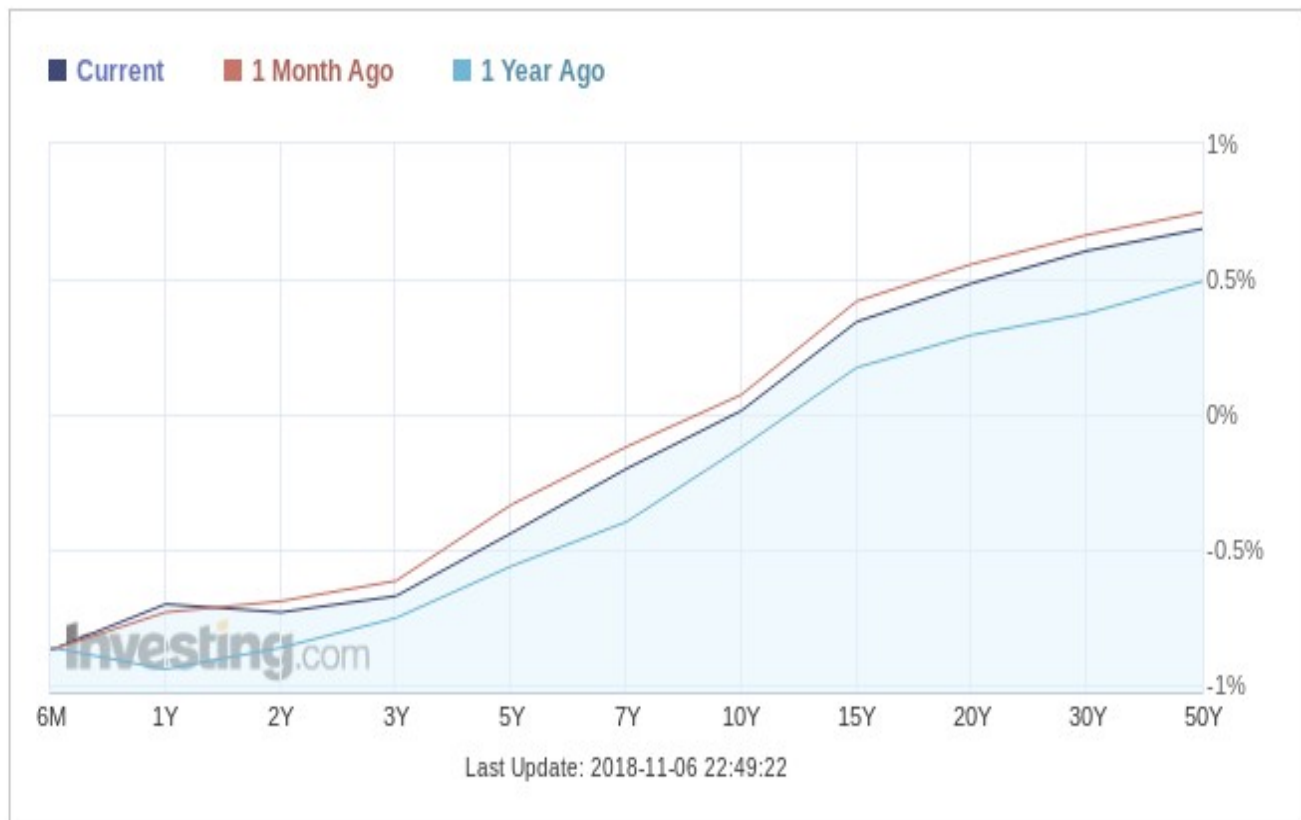


Last Update: 2018-11-06 20:00:15

Name ↕	Yield	Prev.	High	Low	Chg. ↕	Chg. % ↕	Time ↕
Italy 1M	-0.410	-0.410	-0.360	-0.410	-0.059	0.00%	10:55:00
Italy 3M	-0.370	-0.380	-0.272	-0.381	+0.010	+2.63%	11:39:00
Italy 6M	0.074	0.074	0.128	0.073	-0.003	0.00%	09:00:37
Italy 9M	0.440	0.455	0.613	0.376	-0.015	-3.30%	11:36:00
Italy 1Y	0.519	0.509	0.534	0.476	+0.010	+1.96%	11:45:00
Italy 2Y	1.192	1.191	1.207	1.132	+0.001	+0.08%	13:04:00
Italy 3Y	1.740	1.740	1.751	1.653	0.000	0.00%	12:49:16
Italy 4Y	2.386	2.379	2.399	2.308	+0.007	+0.30%	13:00:03
Italy 5Y	2.576	2.574	2.596	2.466	+0.002	+0.08%	15:00:15
Italy 6Y	2.829	2.830	2.841	2.756	-0.001	-0.04%	15:00:11
Italy 7Y	3.060	3.080	3.090	2.997	-0.020	-0.65%	12:59:41
Italy 8Y	3.010	3.010	3.020	2.933	0.000	0.00%	12:50:47
Italy 9Y	3.207	3.228	3.235	3.161	-0.021	-0.65%	13:04:00
Italy 10Y	3.405	3.407	3.430	3.335	-0.002	-0.06%	12:59:44
Italy 15Y	3.573	3.589	3.601	3.533	-0.016	-0.45%	12:59:11
Italy 20Y	3.778	3.803	3.806	3.760	-0.025	-0.66%	14:30:41
Italy 30Y	3.952	3.961	3.965	3.914	-0.009	-0.23%	13:04:00
Italy 50Y	3.720	3.729	3.734	3.711	-0.009	-0.24%	12:02:31

Switzerland »

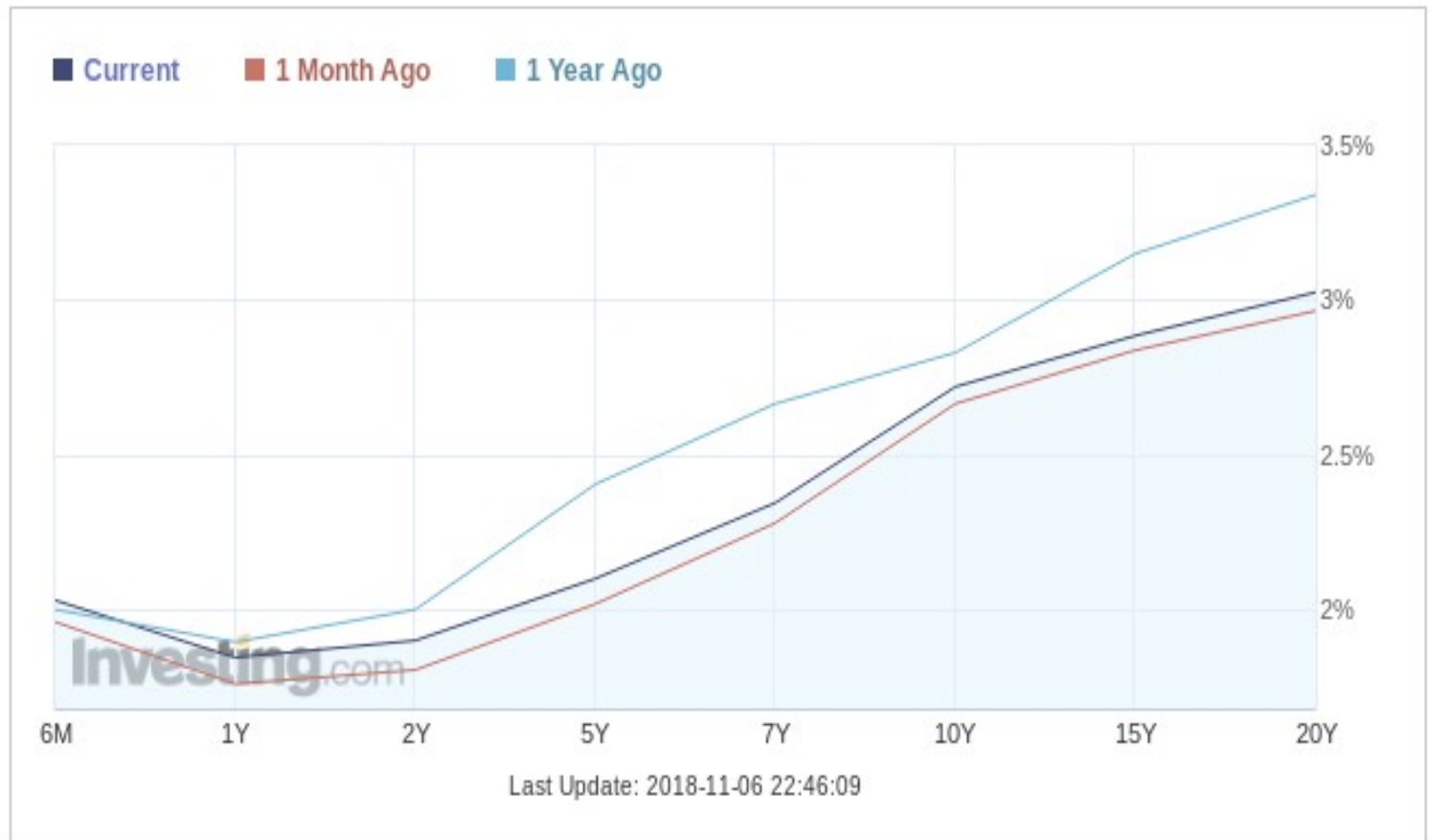
Yield Curve



Name	Yield	Prev.	High	Low	Chg.	Chg. %	Time
Switzerland Overnight	-1.050	-1.050	-0.950	-1.050	0.000	0.00%	17:59:23
Switzerland 1W	-0.920	-0.900	-0.890	-0.960	-0.020	-2.22%	17:51:19
Switzerland 1M	-0.900	-0.900	-0.840	-0.910	0.000	0.00%	17:59:17
Switzerland 2M	-0.900	-0.880	-0.810	-0.910	-0.020	-2.27%	17:51:23
Switzerland 3M	-0.800	-0.800	-0.750	-0.910	0.000	0.00%	17:59:22
Switzerland 6M	-0.870	-0.830	-0.770	-0.870	-0.040	-4.82%	17:51:11
Switzerland 1Y	-0.700	-0.700	-0.660	-0.800	0.000	0.00%	17:59:18
Switzerland 2Y	-0.730	-0.718	-0.718	-0.753	-0.011	-1.67%	11:48:00
Switzerland 3Y	-0.670	-0.605	-0.605	-0.697	-0.065	-10.74%	11:45:00
Switzerland 4Y	-0.539	-0.442	-0.442	-0.552	-0.097	-21.95%	12:00:00
Switzerland 5Y	-0.438	-0.409	-0.409	-0.453	-0.029	-7.09%	11:45:00
Switzerland 6Y	-0.298	-0.294	-0.255	-0.313	-0.003	-1.36%	11:48:00
Switzerland 7Y	-0.200	-0.200	-0.192	-0.213	0.000	0.00%	11:45:00
Switzerland 8Y	-0.137	-0.137	-0.127	-0.157	0.000	0.00%	11:48:00
Switzerland 9Y	-0.067	-0.065	-0.054	-0.086	-0.002	-3.08%	11:45:00
Switzerland 10Y	0.015	0.015	0.022	0.003	0.000	0.00%	11:48:00
Switzerland 15Y	0.343	0.343	0.352	0.337	0.000	0.00%	11:48:00
Switzerland 20Y	0.485	0.485	0.485	0.458	+0.000	+0.00%	11:48:00
Switzerland 30Y	0.605	0.605	0.605	0.576	+0.000	+0.00%	11:45:00

New Zealand »

Yield Curve



Name ↕	Yield	Prev.	High	Low	Chg. ↕	Chg. % ↕	Time ↕	
New Zealand 1M	1.910	1.900	1.910	1.910	+0.010	+0.53%	16:23:17	🕒
New Zealand 2M	1.960	1.950	1.960	1.960	+0.010	+0.51%	16:24:05	🕒
New Zealand 3M	2.000	1.990	2.000	2.000	+0.010	+0.50%	16:23:29	🕒
New Zealand 4M	2.010	2.000	2.010	2.010	+0.010	+0.50%	16:24:23	🕒
New Zealand 5M	2.020	2.010	2.020	2.020	+0.010	+0.50%	16:24:35	🕒
New Zealand 6M	2.030	2.020	2.030	2.030	+0.010	+0.49%	16:23:35	🕒
New Zealand 1Y	1.845	1.823	1.855	1.810	+0.022	+1.21%	17:14:35	🕒
New Zealand 2Y	1.900	1.873	1.910	1.860	+0.027	+1.44%	17:46:09	🕒
New Zealand 5Y	2.100	2.063	2.110	2.050	+0.037	+1.79%	17:46:09	🕒
New Zealand 7Y	2.345	2.305	2.355	2.290	+0.040	+1.74%	17:46:09	🕒
New Zealand 10Y	2.720	2.670	2.720	2.663	+0.050	+1.87%	17:44:11	🕒
New Zealand 15Y	2.885	2.848	2.898	2.835	+0.037	+1.30%	17:46:09	🕒
New Zealand 20Y	3.025	2.988	3.038	2.975	+0.037	+1.24%	17:46:08	🕒

Turkey »

Yield Curve



Name ▾	Yield	Prev.	High	Low	Chg. ▾	Chg. % ▾	Time ▾	
🇹🇷 Turkey 1Y	21.000	21.000	21.000	21.000	0.000	0.00%	09:25:00	🕒
🇹🇷 Turkey 2Y	21.270	21.270	21.270	21.270	0.000	0.00%	07:59:00	🕒
🇹🇷 Turkey 3Y	18.970	18.970	18.970	18.970	+0.000	+0.00%	09:28:00	🕒
🇹🇷 Turkey 5Y	17.320	17.320	17.320	17.320	0.000	0.00%	05:10:00	🕒
🇹🇷 Turkey 10Y	16.160	16.160	16.160	16.160	+0.000	+0.00%	09:29:00	🕒